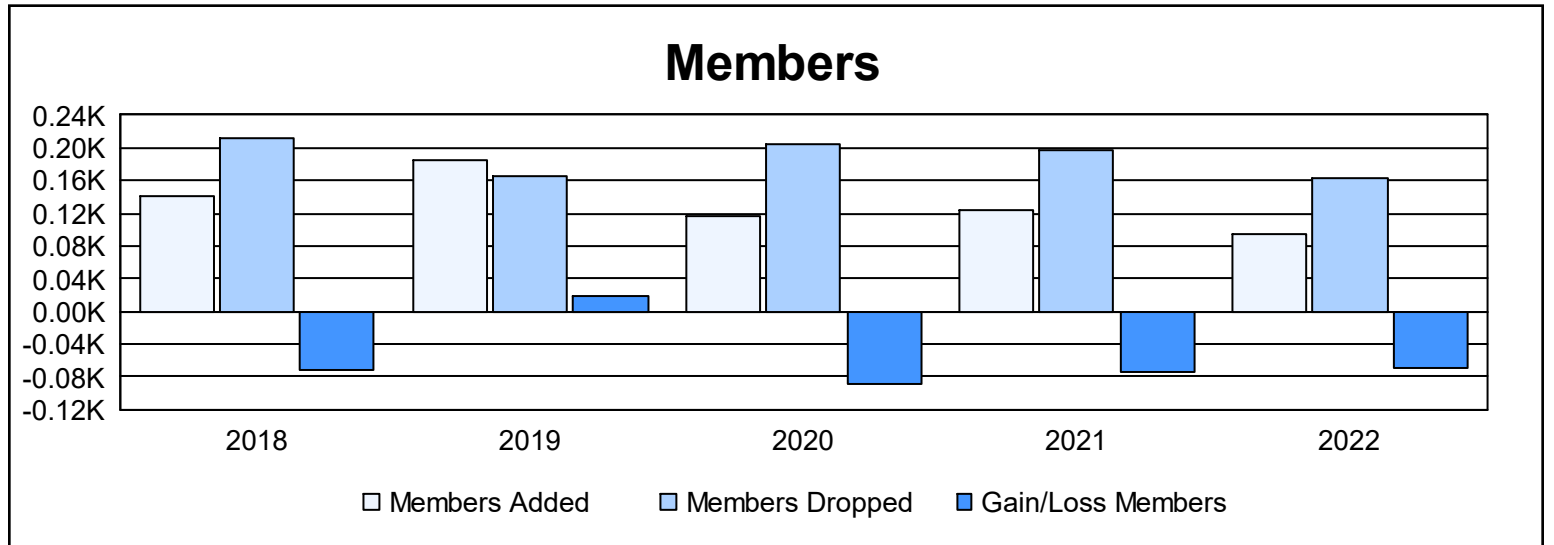
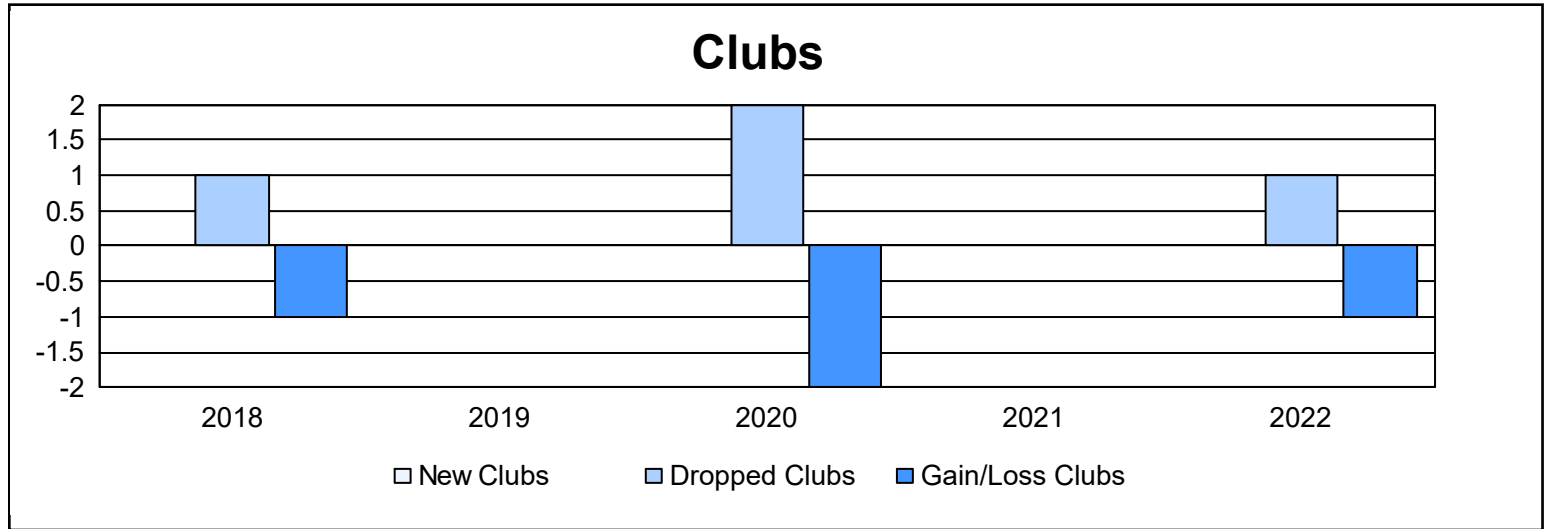
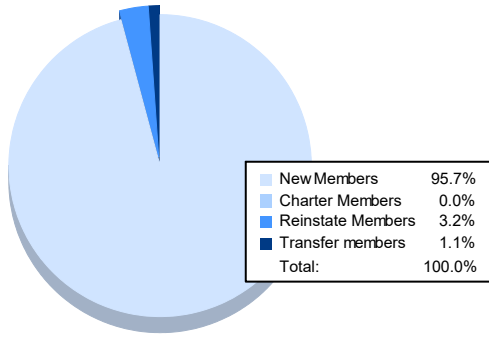


| Year | New Clubs | Dropped Clubs | Gain/ Loss Clubs | New Members | Charter Members | Reinstate Members | Transfer Members | Total Member Added | Total Members Dropped | Gain/ Loss Members |
|----------------|-----------|---------------|------------------|-------------|-----------------|-------------------|------------------|--------------------|-----------------------|--------------------|
| 2017-2018 | 0 | 1 | -1 | 139 | 0 | 0 | 1 | 140 | 211 | -71 |
| 2018-2019 | 0 | 0 | 0 | 183 | 0 | 1 | 2 | 186 | 166 | 20 |
| 2019-2020 | 0 | 2 | -2 | 101 | 1 | 6 | 8 | 116 | 205 | -89 |
| 2020-2021 | 0 | 0 | 0 | 120 | 0 | 3 | 0 | 123 | 196 | -73 |
| 2021-2022 | 0 | 1 | -1 | 90 | 0 | 3 | 1 | 94 | 163 | -69 |
| Average | 0 | 1 | -1 | 127 | 0 | 3 | 2 | 132 | 188 | -56 |



Membership Composition June 2022 Cumulative



Gender Composition June 2022 Cumulative

